

VIRTUAL MEETING USER GUIDE

Getting Started

The annual and special meeting will be held virtually. You can participate online using your smartphone, tablet or computer.

By participating online, you will be able to view a live webcast of the meeting, ask questions online and submit your votes in real time, provided you follow the instructions below.

As usual, you may also provide voting instructions before the meeting by completing the form of proxy or voting instruction form that has been provided to you.

Non-Registered Holders:

Non-registered holders are shareholders who hold their shares through a bank, broker, direct investing account, trust company or other intermediary.

Non-registered holders will not be able to vote or ask questions at the meeting unless they have appointed themselves as proxy. To appoint yourself as proxyholder so that you may vote and ask questions at the meeting, you must do the following:

1. On your voting instruction form, fill your name in the blank space provided for proxyholders and mail it to the address specified on the form in advance of the meeting.
2. Visit www.computershare.com/InterPipeline and register your name and email address in advance of the meeting. Computershare will email you the user name required to vote and ask questions at the meeting.
3. At least 30 minutes prior to the meeting, check that your browser for whichever device you are using is compatible. Visit <https://web.lumiagm.com/419351825> on your smartphone, tablet or computer. You will need the latest version of Chrome, Safari, Internet Explorer 11, Edge or Firefox.
4. Enter the following details when prompted:

User name: as provided to you by email from Computershare

Password: ip2021

If you wish to appoint someone else as your proxyholder to vote and/or ask questions at the meeting, following the steps above using your proxyholder's information.

For further instructions on how to log in, vote and ask questions at the meeting, please refer to the infographic below.

If you wish to attend the meeting but you do not wish to vote or ask questions, you may also follow the instructions for "Guests" provided below.

Guests:

Guests (including non-registered holders who have not duly appointed themselves as proxyholders) can log in and listen to the meeting but are not able to vote or ask questions at the meeting. To log in to the meeting as a guest:

1. At least 30 minutes prior to the meeting, check that your browser for whichever device you are using is compatible. Visit <https://web.lumiagm.com/419351825> on your smartphone, tablet or computer. You will need the latest version of Chrome, Safari, Internet Explorer 11, Edge or Firefox.
2. Select "I am a guest" and complete the online form.

For further instructions on how to log in to the meeting, please refer to the infographic below.

Registered Holders and Proxyholders:

Registered holders are shareholders who hold their shares in their own name and not through a bank, broker, direct investing account, trust company or other intermediary.

If you are a registered holder and wish to appoint a proxyholder to vote and ask questions at the meeting, you must do the following:

1. On your form of proxy, fill the name of your proxyholder in the blank space provided for proxies and mail it to the address specified on the form in advance of the meeting.
2. Visit www.computershare.com/InterPipeline and register the name and email address of your proxyholder in advance of the meeting. Computershare will email your proxyholder the user name required to vote and ask questions at the meeting.

Registered holders and their duly appointed proxyholders can vote and ask questions at the meeting by following the instructions below:

1. At least 30 minutes prior to the meeting, check that your browser for whichever device you are using is compatible. Visit <https://web.lumiagm.com/419351825> on your smartphone, tablet or computer. You will need the latest version of Chrome, Safari, Internet Explorer 11, Edge or Firefox.
2. Enter the following details when prompted:

User name:

- **Registered holders: enter the 15 digital control number provided on your form of proxy**
- **Proxyholders: enter the user name provided to you by email from Computershare**

Password: ip2021

For further instructions on how to log in, vote and ask questions at the meeting, please refer to the infographic below.

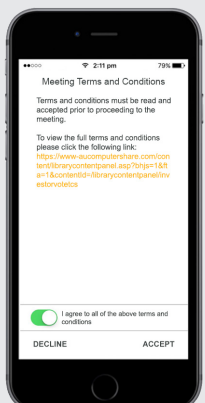
Broadcast ^ **The broadcast bar:** Allows you to view and listen to the proceedings.

Home page icon: Displays meeting information

Questions icon: Used to ask questions

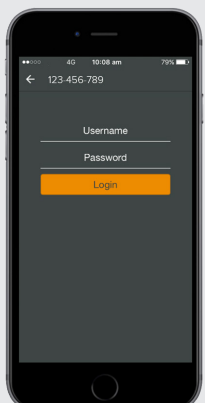
Voting icon: Used to vote. Only visible when the chairperson opens poll.

1 To proceed into the meeting, you will need to read and accept the Terms and Conditions.



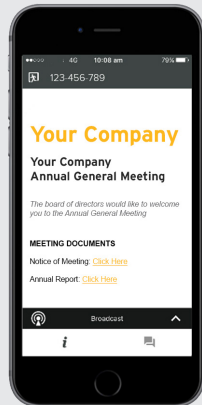
2 Registered holders: Your user name is the 15 digit control number printed on your proxy form.


Appointed proxy holders: Your user name can be found in the email sent to you from Computershare.




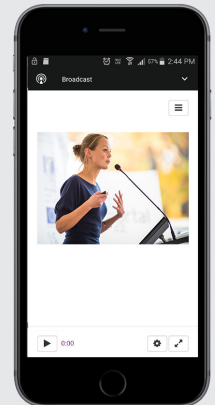
3 Once logged in, you will see the home page, which displays the meeting documents and information on the meeting.

Icons will be displayed in different areas, depending on the device you are using.




4 To view proceedings you must tap the broadcast arrow  on your screen.

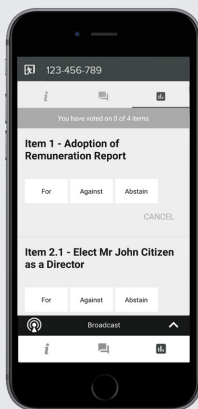
Toggle between the up and down arrow  to view another screen.



TO VOTE

5 When the Chair declares the poll open:



- > A voting icon  will appear on your device and the resolutions to be approved at the meeting will be displayed.
- > To vote, tap one of the voting options. Your response will be highlighted.




The number of items you have voted on, or are yet to vote on, is displayed at the top of the screen.

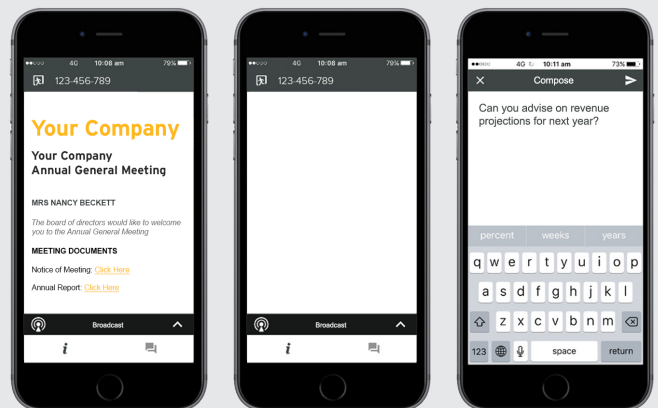
NOTE: Votes may be changed up to the time the chair closes the poll.


TO ASK QUESTIONS

6 Tap on the Questions icon  then **press the**  **button** to submit a question.

Compose your question and select the send icon .

Confirmation that your message has been received will appear.



NOTE: On some devices, in order to vote, you may need to minimize the web cast by selecting the arrow  in the broadcast bar. Audio will still be available. To return to the web cast after voting, select the arrow again.